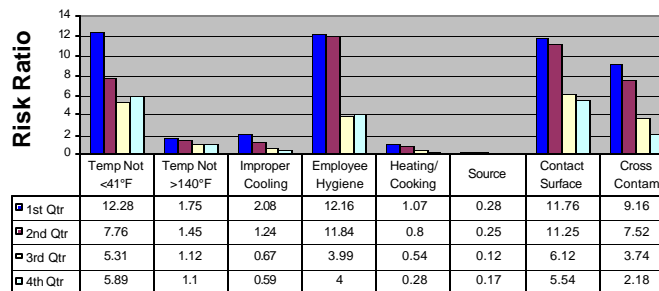




FOOD PROGRAM

Goal: Reduce risk factors that can cause a foodborne illness.

Food Safety Risk Factors Observed per Quarter



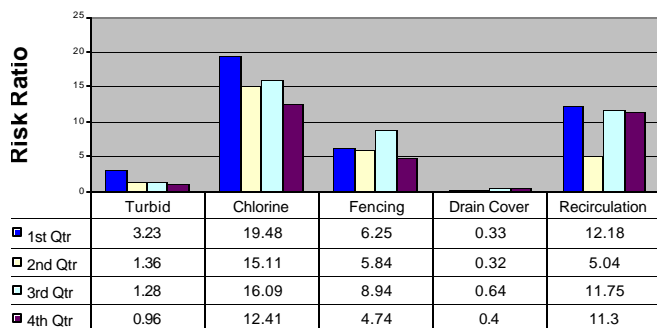
Risk ratio= # violations/
inspections x 100

- 1st & 2nd Quarters indicate total risk factor violations. 3rd & 4th Quarters represent **major** risk factor violations
- New Inspection Report Implemented in the 4th Quarter

POOL PROGRAM

Goal: Reduce risk factor violations associated with illness, injury, and death at public swimming pools.

Pool Safety Risk Factors Observed per Quarter

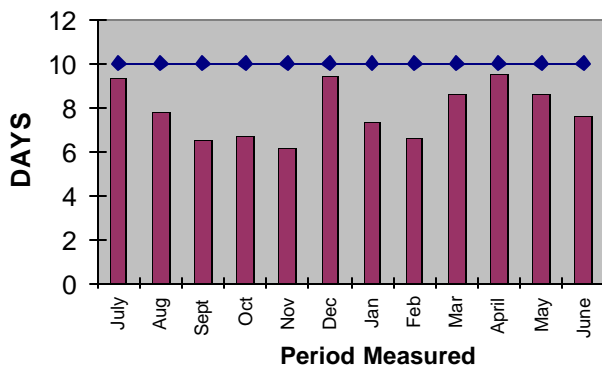


Risk ratio= # violations/ # inspections x 100

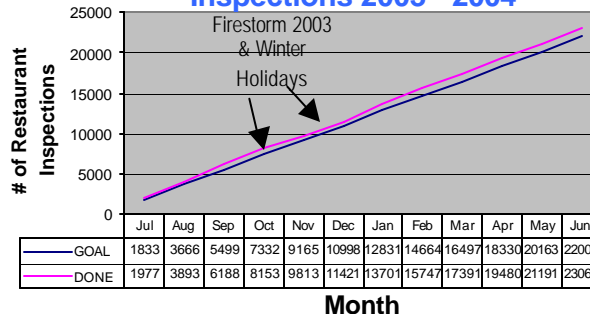
PLAN REVIEW

Goal: Maintain plan review time at 10 days or less
(Baseline was 20 days)

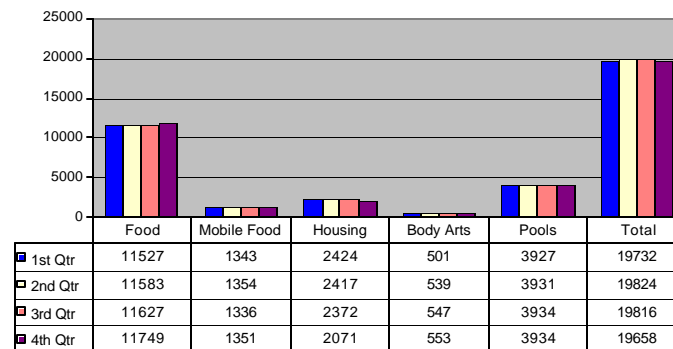
Year To Date Plan Check Averages



Cumulative Restaurant Food Safety Inspections 2003 - 2004



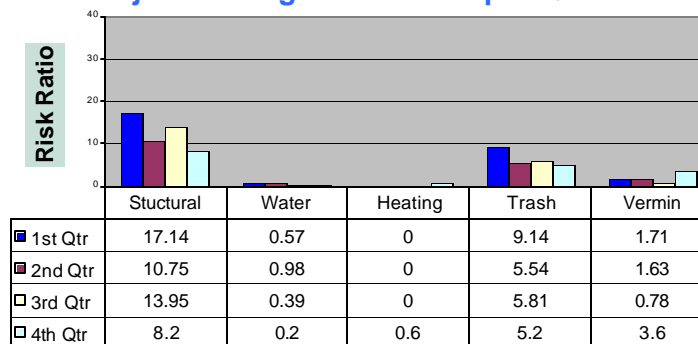
ANNUAL PERMIT TOTALS



HOUSING PROGRAM

Goal: Reduce risk factor violations in permitted housing units.

Major Housing Deficiencies per Quarter



Risk ratio= # violations/ # inspections x 100

COMPLAINTS

Goal: Maintain average complaint response time at 5 working days or less.

Complaint Response Averages

