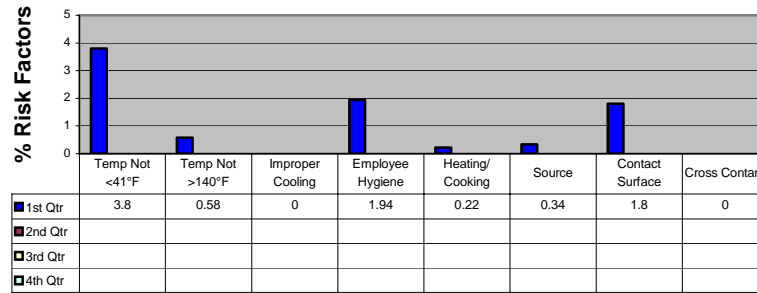




## FOOD PROGRAM

Goal: Reduce risk factors that can cause a foodborne illness.

### Food Safety Risk Factors Observed per Quarter

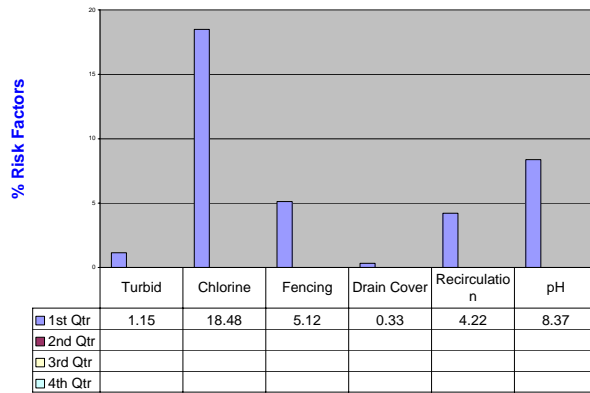


Risk ratio= # violations/ # inspections x 100

## POOL PROGRAM

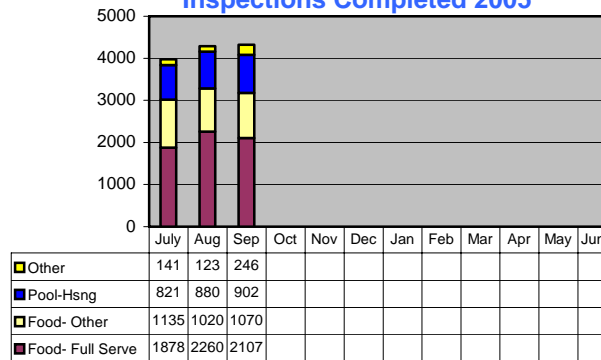
Goal: Reduce risk factor violations associated with illness, injury, and death at public swimming pools.

### Pool Safety Risk Factors Observed per Quarter

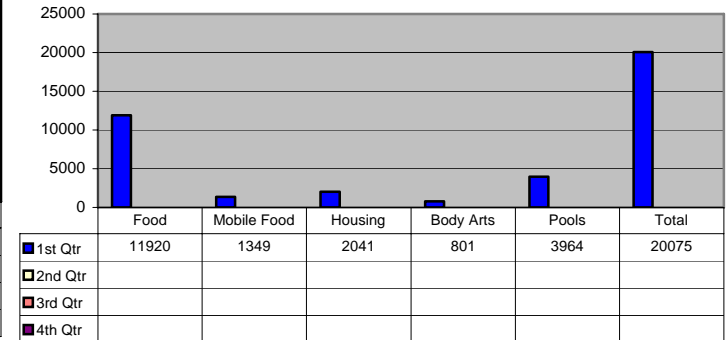


Risk ratio= # violations/ # inspections x 100

### Team Excellence Inspections Completed 2005



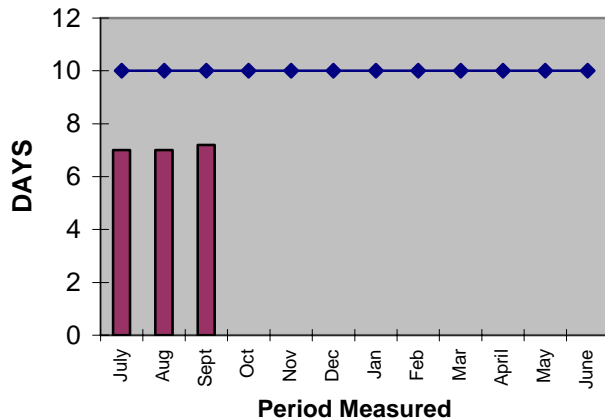
## ANNUAL PERMIT TOTALS



## PLAN REVIEW

Goal: Maintain plan review time at 10 days or less  
(Baseline was 20 days)

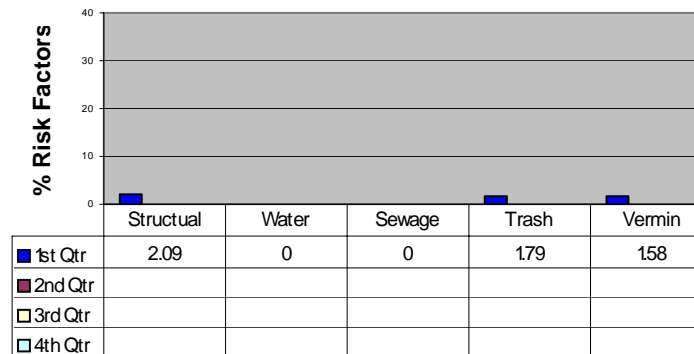
### Year To Date Plan Check Averages



## HOUSING PROGRAM

Goal: Reduce risk factor violations in permitted housing units.

### Major Housing Deficiencies per Quarter



Risk ratio = # violations/ # inspections x 100

## COMPLAINTS

Goal: Maintain average complaint response time at 5 working days or less.

### Complaint Response Averages

