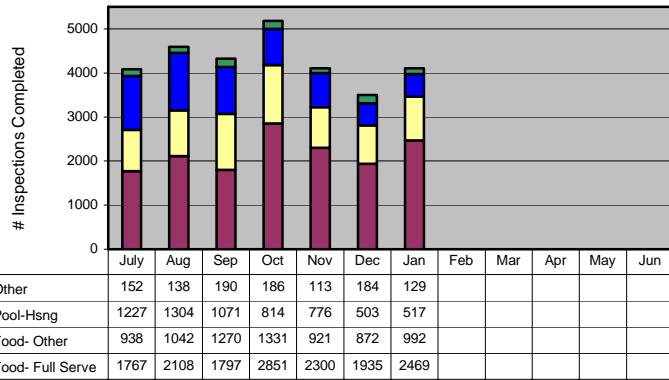




### TEAM EXCELLENCE

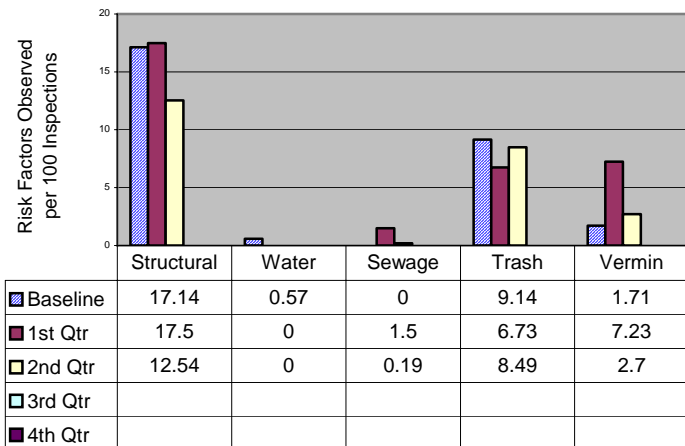
Inspections Completed July 2006 – June 2007



### HOUSING PROGRAM

Goal: Reduce risk factor violations in permitted housing units.

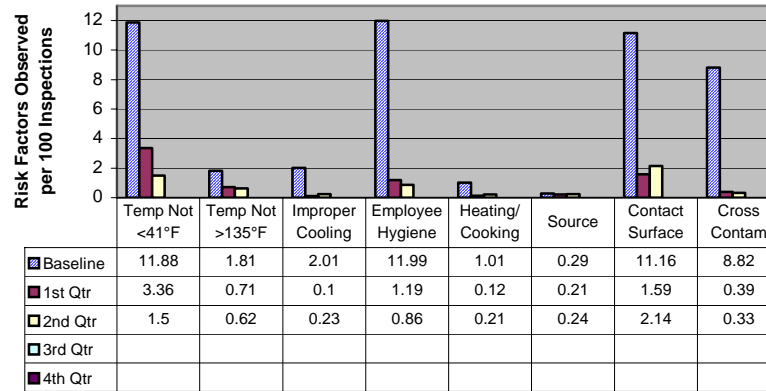
Major Housing Deficiencies per Quarter



### FOOD PROGRAM

Goal: Reduce risk factors that can cause foodborne illness.

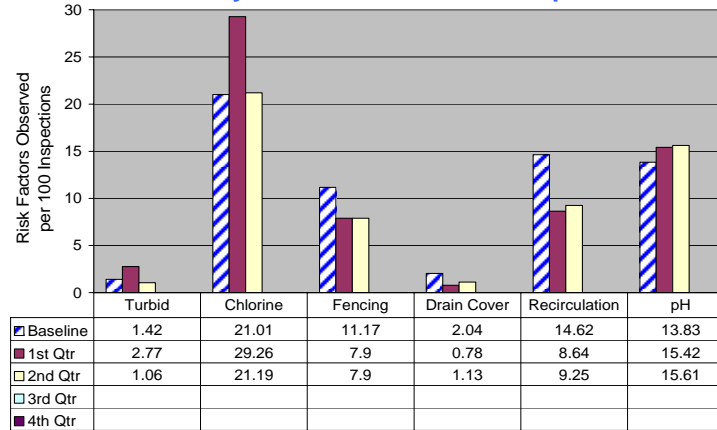
Food Safety Risk Factors Observed per Quarter



### POOL PROGRAM

Goal: Reduce risk factor violations associated with illness, injury, and death at public swimming pools.

Pool Safety Risk Factors Observed per Quarter



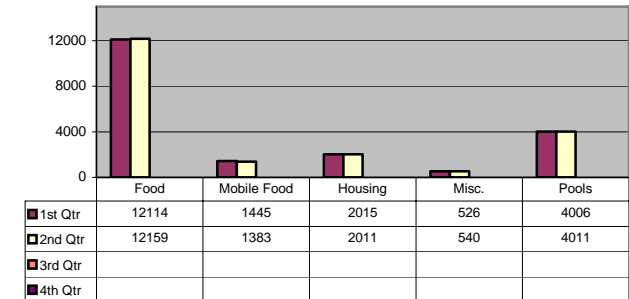
#### NOTES

- ❖ Baseline data for food and housing acquired from 1<sup>st</sup> Qtr. of FY2003-04
- ❖ Baseline data for swimming pools acquired from 3<sup>rd</sup> Qtr. of FY2005-06
- ❖ Plan Check Response time increase in November was due to 80+ plans for a corporate chain modification.

### ANNUAL PERMITS

The total number of current health permits.

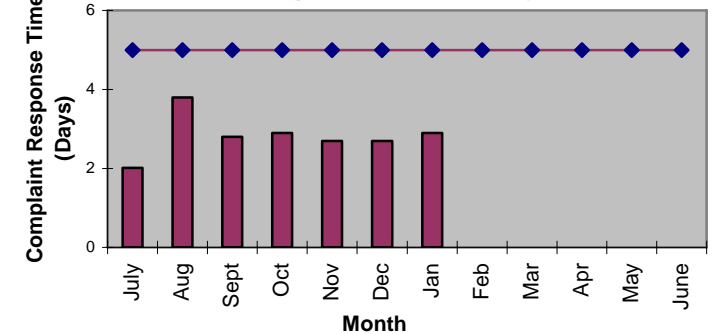
Total Annual FHD Permits by Type



### COMPLAINTS

Goal: Maintain average complaint response time at 5 working days or less.

Average Response Time by Month



### PLAN REVIEW

Goal: Maintain plan review time at 10 days or less

Average Plan Review Time by Month

