

Strategy Agenda Flash Report

2nd Quarter FY08-09



The **HHSA Strategy Agenda: A Five year Strategic Plan** was developed based on input from community advisory committees and staff. This flash report highlights Agency measures selected for the quarter that communicate progress across mission critical services to advance County goals. Commentary, submitted by program staff, is reviewed and approved by the lead Agency executive.

Color Coding: 100% or more above target 75% - 99% of Target Below 75% of Target

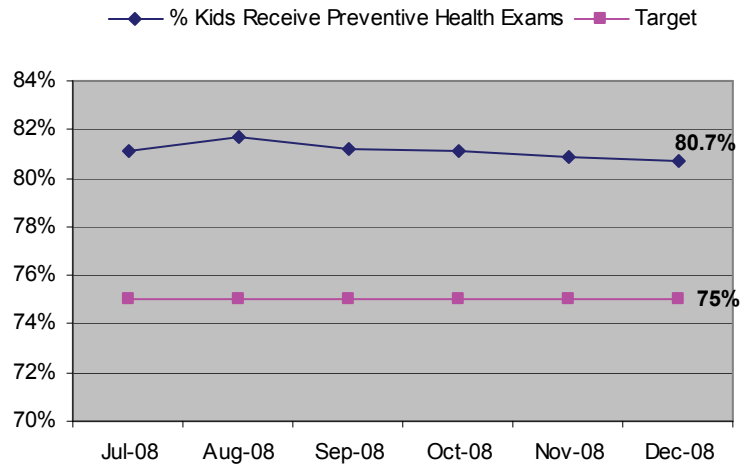
Target Type: ▲ Operational Plan Target ▲ Quality First Target ■ Operational Incentive Plan Target

PREVENTION

Children in Out-of-Home Placements Receive Preventive Health Exams

| Goal | Performance | Color |
|------|-------------|---|
| 75% | 80.7% | ▲ ■ |

It is important that children receive well-child exams according to Child Health and Disability Prevention (CHDP) periodicity so that health issues are identified and corrected, alleviating long-term health problems. The Health Care Program for Children in Foster Care (HCPCFC) Public Health Nurses are ensuring that children in foster care receive their well-child exams according to CHDP periodicity. At the end of December 2008, 3,396 children out of 4,210 met this goal. The 80.7% percent result exceeds the Agency Operational Plan target of 75%.

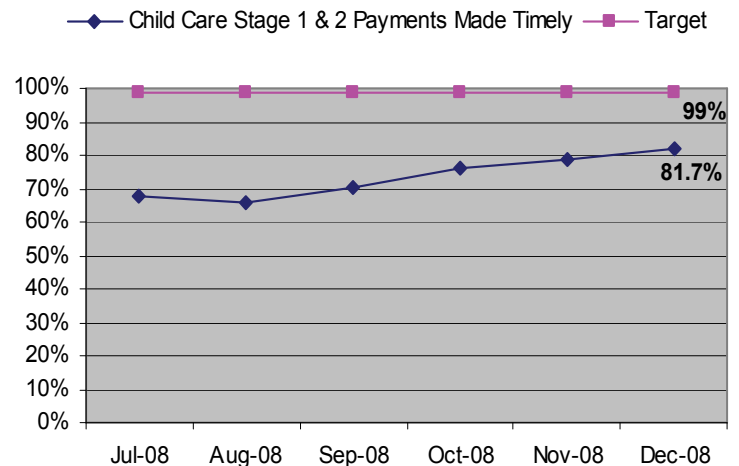


ACCESS

Child Care Payments for Stage 1 & 2 Programs Made Timely

| Goal | Performance | Color |
|------|-------------|---|
| 99% | 81.7% | ▲ ■ |

Stage 1 and Stage 2 Child Care Programs supports family self-sufficiency by helping parents working or participating in work-readiness activities secure stable child care. Therefore, it is important that these child care payments are made timely (within 10 days of receipt of an attendance sheet), so that there is no disruption to child care. Child Care's timely processing of attendance sheets has improved significantly since the beginning of the Fiscal Year 08-09, when the program was still transitioning to the computer system CalWIN. Cumulative data through December 2008 is 81.7%, which is a 13-percentage point increase from July 2008 when performance was at 68%, but is still below the 99% target.

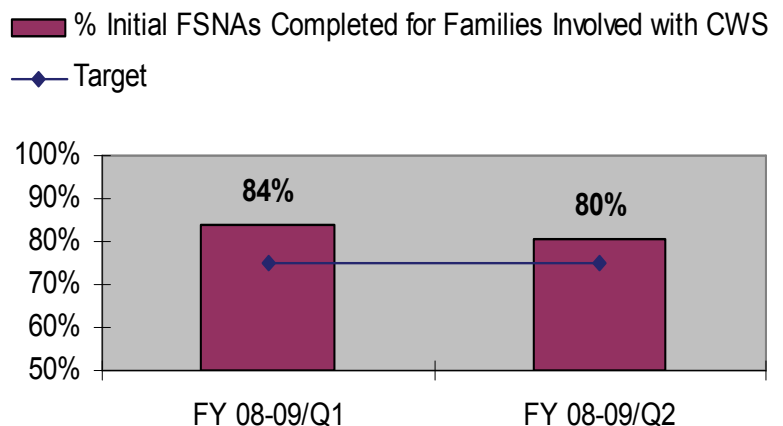


PROTECTION

Initial Family Strengths & Needs Assessments (FSNAs) Completed for Families Involved with Child Welfare Services (CWS)


| Goal | Performance | Color |
|------|-------------|---|
| 75% | 80.4% | ▲ ■ |

To improve consistency through the use of Structured Decision Making (SDM), Child Welfare Services (CWS) has the goal of increasing the number of initial Family Strengths and Needs Assessments (FSNAs) completed when families become involved with CWS. As of the end of quarter two, 80.4% (810 of 1008) of required initial FSNAs were completed. Performance on this measure is better than the goal of 75%.

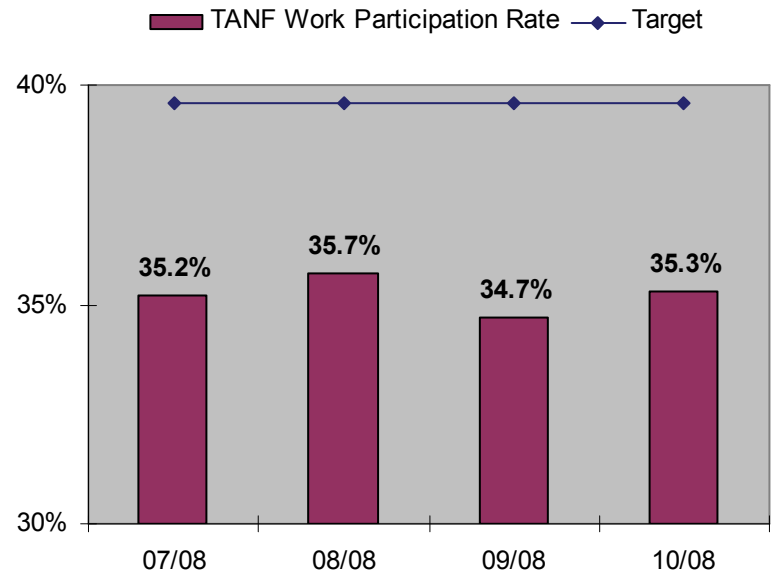


TREATMENT & CARE

Temporary Assistance to Needy Families (TANF) Work Participation Rate


| Goal | Performance | Color |
|-------|-------------|---|
| 39.6% | 35.3% |  |

The TANF Work Participation Rate (WPR) is a federal measure of the County's and State's ability to engage welfare recipients in meaningful activities like employment and education. As of October 2008, San Diego County is achieving a 35.3% WPR. In July 2008, the Cal-WORKs Program implemented changes as a result of the updated State Work Verification Plan (WVP). The WVP outlines documentation requirements for reporting participation hours of clients in work activities. Implementation of the policy has slowed our progress in meeting the 39.6% goal due to changes in business processes for collecting the required data. However, it is anticipated the percentages will improve now that policies and business practices are in place.

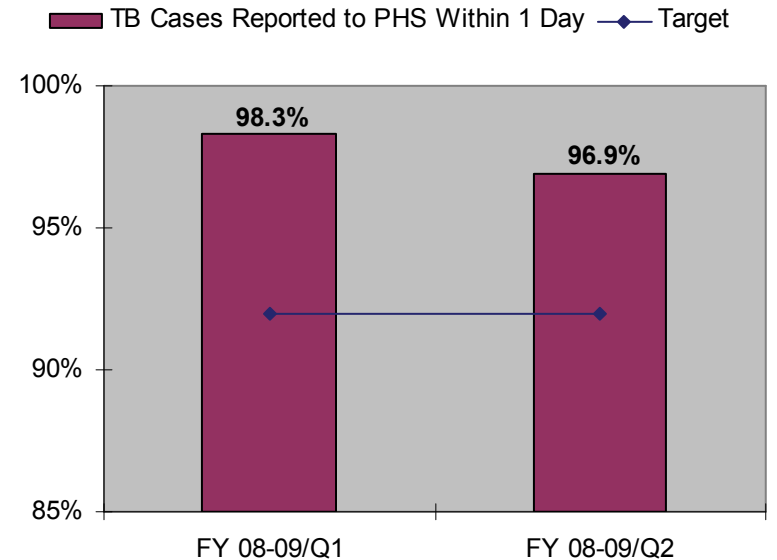


PREPAREDNESS & RESPONSE

Tuberculosis Cases Reported to Public Health Services (PHS) Within 1 Day


| Goal | Performance | Color |
|------|-------------|---|
| 92% | 96.9% |  |

Timely reporting of tuberculosis (TB) cases enables the health department to ensure that all necessary measures are promptly implemented, including use of directly observed therapy, to prevent further transmission of the disease. As of the second quarter FY08-09, 124 (97%) of a total of 128 tuberculosis cases were reported to TB Control, Public Health Services, within one working day of starting treatment. These results reflect sustained multi-year efforts by TB Control staff to educate and establish relationships with community providers and laboratories to facilitate timely reporting of TB, as required by state law. These results are consistent with the statewide average of 85-90%.



COMMUNICATION

School Districts Provided with Technical Assistance Implementing Wellness Policies

| Goal | Performance | Color |
|------|-------------|---|
| 6 | 8 |  |

School environments can serve as a primary influencer on eating and physical activity habits. Implementing school wellness policies is a critical piece in creating healthy environments. From July through December 2008, eight schools districts were provided with technical assistance on implementing policies to reduce childhood obesity. This surpassed the target of 6 for FY08-09.

